


SCHUHSCHRÄNKE

ca. 12 Paar Schuhe
1 Schubkasten / 2 Türen
4 Schuhgitterböden



ca. 16 Paar Schuhe
2 Schubkästen / 2 Türen
4 Schuhgitterböden



ca. 16 Paar Schuhe
1 Schubkasten
2 Klappen mit je 2 Schuhkörben



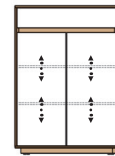
HÄNGESCHUHSCHRANK

ca. 8 Paar Schuhe
1 Schubkasten
1 Klappe mit 2 Schuhkörben

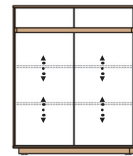


KOMMODEN

1 Schubkasten / 2 Türen
2 Holz-E-Böden,
verstellbar



2 Schubkästen / 2 Türen
2 Holz-E-Böden,
verstellbar



ART. NR. 482
B/H/T 72/103/37

ART. NR. 483
B/H/T 86/103/37

ART. NR. 474
B/H/T 101/111/31

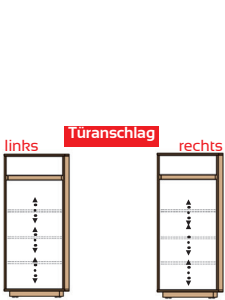
ART. NR. 475
B/H/T 101/62/31

ART. NR. 472
B/H/T 72/103/37

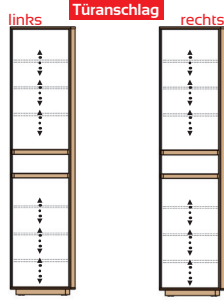
ART. NR. 473
B/H/T 86/103/37

MEHRZWECKSCHRÄNKE

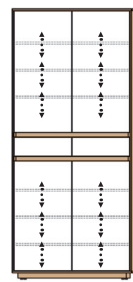
1 Schubkasten / 1 Tür
3 Holz-E-Böden, verstellbar



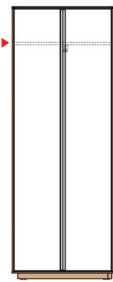
2 Türen / 1 Schubkasten
6 Holz-E-Böden, verstellbar



4 Türen / 2 Schubkästen
6 Holz-E-Böden,
verstellbar



2 Türen
1 Konstr.-Holzboden, fest
1 Kleiderstange



GARDEROBENBANK

2 Türen
1 Holz-E-Boden, verstellbar



ART. NR. 470 li.
B/H/T 44/103/37

ART. NR. 471 re.
B/H/T 44/103/37

ART. NR. 476 li.
B/H/T 44/193/37

ART. NR. 477 re.
B/H/T 44/193/37

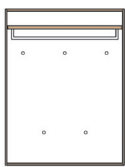
ART. NR. 479
B/H/T 86/193/37

ART. NR. 478
B/H/T 72/193/37

ART. NR. 484
B/H/T 86/45/40

GARDEROBENPANELEE

1 Hutablage



1 Hutablage

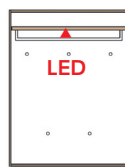


1 Hutablage




GARDEROBENPANELEE MIT LED

1 Hutablage



1 Hutablage

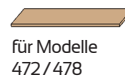


1 Hutablage



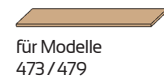
EINLEGEBÖDEN – Eiche

VPE: 2 Stück



für Modelle
472/478

VPE: 2 Stück



für Modelle
473/479

ART. NR. 350-05
B/T 66,5/31

ART. NR. 950-05
B/T 80/32

VPE: 2 Stück



für Modelle
470/471/476/477

ART. NR. 490
B/H/T 83/109/29

ART. NR. 492
B/H/T 44/183/29

ART. NR. 494
B/H/T 83/183/29

ART. NR. 491
B/H/T 83/109/29

ART. NR. 493
B/H/T 44/183/29

ART. NR. 495
B/H/T 83/183/29

ART. NR. 951-05
B/T 38,6/32

SPIEGEL



ART. NR. 486
B/H 43/82

ART. NR. 488
B/H 84/82

SPIEGEL MIT LED




ART. NR. 496
B/H 43/82

ART. NR. 498
B/H 84/82



ART. NR. 487
B/H 70/82

ART. NR. 489
B/H 99/75



ART. NR. 497
B/H 70/82

ART. NR. 499
B/H 99/75

FARBKOMBINATIONEN

KORPUS	FRONT	FARB-NR.
Eiche bianco	Lack weiß	49
Eiche bianco	Lack basalt	42

SPIEGEL	FARB-NR.
Eiche bianco	05

BEZUGSTOFFE SITZKISSEN

für Modell 484

AUSFÜHRUNGEN	ART-NR.
Anthrazit	900-95
Kunstleder schwarz	910-90
Silbergrau	910-50
Beigebraun	910-80
B/H/T 80/4/38	

Produkt- und Technikdetails:

- Alle Schubkästen mit Vollauszug
- Stimmungsvolle LED-Beleuchtung optional
- Maßangaben B/H/T in cm – Abweichungen sind möglich!
- Kurze Lieferzeit!

